

A Survey on Flexible AC Transmission Systems (FACTS)

Abstract. The flexible alternating current transmission system (FACTS), a new technology based on power electronics, proposes an opportunity to improve controllability, stability, and power transfer capability of AC transmission systems. This article presents a comprehensive review and evaluation of FACTS controllers. This paper provides an extensive analysis on the research and improvements in the power system stability development using FACTS controllers. Several technical publications related to FACTS installations have been highlighted and performance comparison of different FACTS controllers has been discussed. Moreover, some of the utility experience, real-world installations, and semiconductor technology development have been outlined.

Streszczenie. FACTS (elastyczny system transmisji prądu przemiennego) jest nową technologią bazującą na urządzeniach energoelektronicznych umożliwiającą poprawę sterowalności, stabilności i możliwości przesyłu energii. Artykuł prezentuje przegląd i ocenę kontrolerów stosowanych w tym systemie. Szczególny nacisk położono na porównanie parametrów. (Analiza urządzeń systemu FACTS)

Keywords: Flexible AC Transmission System, TCPS, TCSC, SVC, STATCOM, SSSC, UPFC, IPFC.

Słowa kluczowe: FACTS, STATCOM, TSPS.

1. Introduction

Most of the problems are associated with the low frequency oscillation in interconnected power systems, especially in the deregulated paradigm. Small magnitude and low frequency oscillation often remained for a long time. To provide fast damping for the system and thus improve the dynamic performance, a supplementary control signal in the excitation system and/or the governor system of a generating unit can be used. As the most cost effective damping controller, power system stabilizer (PSS) has been widely applied to suppress the low frequency oscillation and enhance the system dynamic stability. PSSs contribute in maintaining reliable performance of the power system stability by providing an auxiliary signal to the excitation system. Application of PSSs has become the first measure to enhance the system damping. In the past two decades, the conventional power system stabilizer, i.e. a fixed parameters lead-lag compensator, is widely used by power system utilities. PSSs have been applied to provide the point of improvement of low frequency oscillations damping. However, PSSs may harmfully impact voltage profile, may effect in leading power factor, and may not be able to hold back oscillations resultant from difficult instability, particularly those three-phase faults which may happen at the generator terminals. So far, most main electric power system plants are equipped with PSS in many countries [1-5]. In some cases, if the use of PSS cannot provide sufficient damping for inter-area power swing, Flexible AC transmission systems devices (FACTS) damping controllers are alternative effective solutions [6-7]. The recent advances in power electronics have led to the development of the FACTS. FACTS devices are one of the recent propositions to alleviate such situations by controlling the power flow along the transmission lines and improving power oscillations damping. The use of these controllers increases the flexibility of the operation by providing more options to the power system operators. FACTS are designed to overcome the limitations of the present mechanically controlled power systems and enhance power

system stability by using reliable and high-speed electronic devices. Generally, the FACTS devices are placed in power system to provide fast continuous control of power flow in the transmission system by controlling voltages at critical buses, by changing the impedance of transmission lines, or by controlling the phase angles between the ends of transmission lines. This paper provides a comprehensive review and evaluation of FACTS controllers. The literature shows an increasing interest in this topic for the last two decades, where the enhancement of system stability using FACTS controllers has been widely investigated. This paper provides an extensive analysis on the research and improvements in the power system stability development using FACTS controllers. Several technical publications related to FACTS installations have been highlighted and performance comparison of different FACTS controllers has been discussed. Moreover, some of the utility experience, real-world installations, and semiconductor technology development have been outlined. For the aim of this review, a literature overview has been carried out including Scopus databases which are the largest abstract and citation databases of research literature and quality web sources. The survey spans over the last 16 years from 1995 to 2011. Fig. 1 statistically illustrates the number of published research papers on the subject of the FACTS problem during the last 16 years.

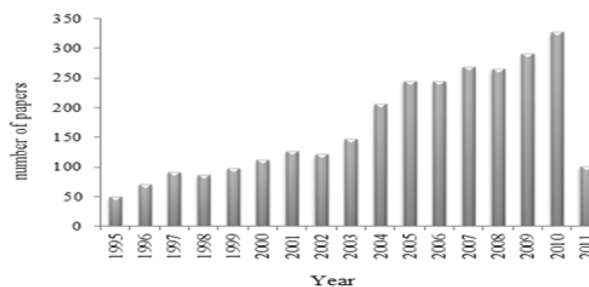


Fig.1. Number of papers published in each year on the subject of FACTS

2. Flexible AC Transmission System (FACTS)

In spite of the interesting properties provided by PSSs to enhance power system damping, they have adverse effect on system voltage profile, may result in leading power factor operation, and may not be able to maintain system stability, especially following a large fault occurring close to the generator terminal [8]. This theory and improvements in the power electronics area led to a new advance introduced by the Electric Power Research Institute in the late 1980 and named FACTS. It was an answer for a more efficient use of already existing resources in present power systems while maintaining and even improving power system security. In [9], the author introduced this new concept, initiating a new direction in power system research. In 1988, Hingorani [10] have initiated the concept of FACTS devices and their application. Edris et al. [11] proposed terms and definitions for different FACTS controllers. There are two groups for recognition of power electronics-based FACTS controllers: the first group occupies conventional thyristor-switched capacitors and reactors, and quadrature tap-changing transformers, the second group occupies gate turn-off (GTO) thyristor-switched converters as voltage source converters (VSCs). The first group has produced in the Thyristor- Controlled Series Capacitor (TCSC), the Static VAR Compensator (SVC), and the Thyristor-Controlled Phase Shifter (TCPS). The second group has produced in the Unified Power Flow Controller (UPFC), the Static Synchronous Compensator (STATCOM), the Static Synchronous Series Compensator (SSSC) and the Interline Power Flow Controller (IPFC). For the aim of this review, a literature overview has been carried out including the Scopus databases that is the largest abstract and citation database of research literature and quality web sources. The survey spans over the last 15 years from 1995 to 2010. This period has been divided to three sub-periods; 1995–2000, 2001–2006, and 2007–2011.

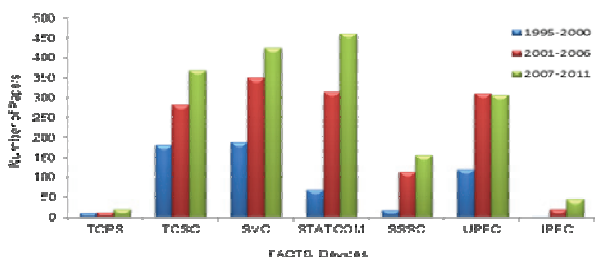


Fig.2. Statistics for FACTS applications to different power system studies

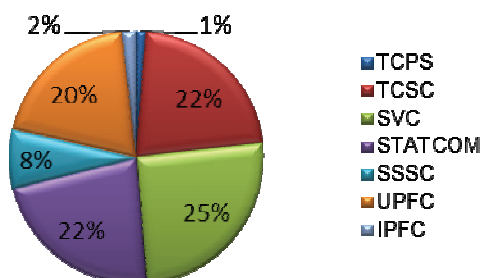


Fig.3. Pie chart showing the publication distribution of FACTS devices

The number of publications discussing FACTS applications to different power system studies has been recorded and Fig. 2 shows the results of the survey. Also Fig. 3 shows the distribution of publications for FACTS devices in 16 years. The results indicate significantly increasing in STATCOM and UPFC while the interest in SVC and TCSC slightly increase. Generally, both

generations of FACTS have been applied to different areas in power system studies including damping of oscillation in power system, optimal power flow, economic power dispatch, voltage stability, power system security and power quality. Applications of FACTS to power system stability in particular have been carried out using same databases. Noorozian and Anderson [12] presented the ability of FACTS controllers to increase power system stability. In [13] was considered the damping torque contributed by FACTS devices, where some main aims have been analyzed and proved through simulations.

3. First Generation of FACTS Devices

3.1 Thyristor Controlled Phase Shifters (TCPS)

The TCPS is one of the potential options of recently proposed FACTS devices. Researchers have developed different TCPS schemes in the literature [14-28]. Ise *et al.* [14] compared between two different TCPS schemes. Compared with other FACTS devices, little attention have been paid to TCPS modeling and control. The TCPS control problem has been investigated using linear control techniques [14-15]. A scheme was used in [15] to study the stabilizing effect of TCPSs on inter-area modes of oscillations. In [16] was presented simulated annealing (SA) algorithm to determine the optimum settings of TCPS lead-lag controller parameters. Moreover, nonlinear TCPS control schemes have been investigated in [17-22]. Wang [20-22] proposed a new method to TCPS. These papers were proposed a nonlinear coordinated generator excitation and TCPS controller to enhance the transient stability of a power system. However, because of its difficulties, a little research has been devoted to the problem of modeling of a TCPS applied for a multi-machine system [23-24]. The TCPS was modelled in [23] as node power injections whose effects appear as additional bus power injections at internal buses of the generator. Another mathematical model was reported by Ngan [24] for a Type-B TCPS. In [25] was presented a best optimal location of TCPS by using congestion management in normal and contingency conditions. A TCPS in series with the tie-line was presented in [26] that it was possible to damp the system frequency and tie-power oscillations by controlling the phase angle of TCPS. Furthermore, the TCPS was considered for the damping of power swings [27]. In [28] was presented the analysis of automatic generation control of a two-area interconnected TCPS based hydrothermal system in the continuous mode using a fuzzy logic controller under open market scenario.

3.2 Thyristor- Controlled Series Capacitor (TCSC)

Many various techniques have been reviewed in the literature relating to investigating the effect of TCSC on power system stability. Xu *et al.* [29] proposed TCSC controllers based on output feedback. In [30-31] identified the most effective signal in damping inter-area oscillations for a wide range of operating conditions using transfer function residues. In 1997, a time optimal control strategy was developed by Chang and Chow [32-33] for the TCSC control for damping inter-area modes in interconnected power systems. Therefore, H_{∞} controllers have been proposed [34]. In [35-36] designed an output feedback VSC utilizing real and reactive power signals, which are local signals. The coordination of the proposed TCSC controller with a PSS was investigated [37-38]. Artificial neural networks are another form of the proposed self-tuning TCSC controllers in the literature [39-40]. Recently, heuristic optimization techniques have been implemented to search for the optimum TCSC based stabilizer parameters for the purpose of enhancing system stability. A GA and PSO based approach was developed to solve the

optimization problem [41-44], and SA [45] to tune a conventional two-stage lead-lag controller for a TCSC. Table 1 show the complete list of TCSC installed worldwide as of December 2004 [46]. A robust nonlinear co-ordinated generator excitation and TCSC controller was proposed to enhance the transient stability of power systems [47-48]. Li [49] was proposed an impedance control strategy based on firing-angle modification feedback, which compared with that, based on impedance error modification feedback, avoids the firing-angle table search for each modification and speeds up the response of low-level control. Since many research did on this area [50-51]. Panda [52] investigated a systematic procedure for modeling, simulation and optimal tuning the parameters of a TCSC controller, for the power system stability enhancement.

Table 1 Complete list of TCSC installation

S.N	Year	Country	Voltage(kV)
1	1992	USA	230
2	1993	USA	500
3	1998	Sweden	400
4	1999	Brazil	500
5	2002	China	500
6	2004	India	400
7	2004	China	220

3.3 Static VAR Compensator (SVC)

SVC is an electrical device for providing fast-acting reactive power compensation on high voltage electricity transmission networks. SVCs are part of the FACTS device family, regulating voltage and stabilizing the system the system. It is known that the SVCs with an auxiliary injection of a suitable signal can considerably improve the dynamic stability performance of a power system [53-71]. The low frequency oscillation damping enhancement via SVC has been analyzed [53-55]. Self-tuning and model reference adaptive stabilizers for SVC control have been proposed and designed [56]. Robust SVC controllers based on H^∞ , structured singular value μ , and quantitative feedback theory QFT has been presented to enhance system damping [57-58]. Genetic algorithms and fuzzy logic based approaches have been proposed for SVC control [59-63]. Optimal location of SVC was investigated in many researches [64-67]. Messina and Barocio [68] studied the nonlinear modal interaction in stressed power systems with multiple SVC voltage support. A robust nonlinear coordinated generator excitation and SVC controller was proposed to enhance the transient stability of power systems [69-70]. In [71], a sensitivity model for var dispatch was proposed to restore the var reserve of SVC while keeping desirable voltage profile and the control capability of SVCs was defined by the available control margin, the slopes, the reference voltage, the static voltage characteristic of the system.

4. Second Generation FACTS Devices

4.1 Static Compensator (STATCOM)

A STATCOM is a regulating device used on alternating current electricity transmission networks. It is based on a power electronics voltage-source converter and can act as either a source or sink of reactive AC power to an electricity network. If connected to a source of power it can also provide active AC power. Application of STATCOM for stability improvement has been discussed in the literature [72-90]. The effectiveness of the STATCOM to control the power system voltage was presented in [73]. In [74] was presented a singular value decomposition based approach to assess and measure the controllability of the poorly damped electromechanical modes by STATCOM different

control channels. Haque [75] demonstrated by the use of energy function the capability of the STATCOM to provide additional damping to the low frequency oscillations. The STATCOM damping characteristics have been analyzed and addressed [76-84] where different approaches to STATCOM-based damping controller design have been adopted such as loop-shaping [78], pole placement [80], multivariable feedback linearization [81, 82], H^∞ control [83], and intelligent control [84]. Song [85] proposed A control scheme for star-connected cascade STATCOMs operating under unbalanced conditions. Shah [86] described an alternative STATCOM, by connecting a number of gate turn off thyristor converters in series on the ac side of the system. A novel interface neuro controller was proposed for the coordinated reactive power control between a large wind farm equipped with doubly fed induction generators and a STATCOM [87]. In [88] the control strategy for the STATCOM used in utility distribution systems were investigated and a novel fuzzy-PI-based direct-output-voltage control strategy was presented. Liu [89] presented a new feedback control strategy for balancing individual dc capacitor voltages in a three-phase cascade multilevel inverter-based static synchronous compensator. Xiang and Han [90] proposed a dynamic model for wind turbine-generator unit, including the wind-turbine and asynchronous induction generator.

4.2 Static Synchronous Series Compensator (SSSC)

The SSSC is a Series FACT Controller, becomes more attractive due to its superior abilities over the impedance-based series compensation. SSSC is a new series compensation equipment of FACTS. According to different operating conditions, its operation mode, control parameters and control strategy vary, and so the relay protection will be influenced inevitably The SSSC has been applied to different power system studies to improve the system performance [91-97]. There has been some work done to utilize the characteristics of the SSSC to enhance power system stability [98,99]. Wang [98] investigated the damping control function of an SSSC installed in power systems. In [99] was investigated the capability of the SSSC to control the line flow and to improve the power system stability. SSSC have been applied to different areas in power system studies including optimal power flow [100], damping oscillation [101-102] and optimal location for stability power system [103-104]. Vinkovic [105] presented a new approach to modelling a SSSC for power-flow calculations by applying the Newton-Raphson method. Panda presented an evolutionary multi-objective optimization approach to design a SSSC-based controller [106]. Hooshmand [107] used a SSSC along with a fixed capacitor in order to avoid torsional mode instability in a series compensated transmission system. In [108], a novel control strategy for subsynchronous resonance (SSR) mitigation using a SSSC was presented. Pradhanr [109] presented an analytical formulation of the frequency-domain characteristics of the SSSC.

4.3 Unified power Flow Controller (UPFC)

The UPFC is one of the most versatile topologies of the FACTS family. Researchers have developed different UPFC schemes in the literature [110-135]. Makombe and Jenkins [110] experimentally proved that a UPFC can control the three control parameters. High frequency power fluctuations, more than 100 Hz, induced by a UPFC have been investigated in [111]. Wang developed two UPFC models [112-113] which have been linearized and incorporated into the Phillips-Heffron model. A current injected UPFC model for improving power system dynamic performance was developed by Meng and So [115].

Schoder et al. [116] developed a UPFC model that can be suited for PST in MATLAB. Mishra et al. [117] and Schoder et al. [118] developed a Takagi-Sugeno (TS) type FL controller for a UPFC to damp both local and inter-area modes of oscillation for a multi-machine system. Dash et al. [119] suggested the use of a RBF NN for a UPFC to enhance system damping performance. Robust control schemes, such as H_∞ [120, 121] and singular value analysis [122] have been explored. A multi-input-multi-output (MIMO) PI controller has been proposed in [123-124]. An integrated linear and nonlinear control of a UPFC for stability enhancement of a multi-machine system was developed [125]. Sawhney [126] presented the application of one type of FACTS device, the UPFC to improve the transfer capability of a power system. An approach to solve first-swing stability problem using UPFC was proposed by Gholipour [127]. Fujita et al [128] presented dynamic control and performance of a UPFC intended for installation on a transmission system consisting of two sets of three-phase transmission lines in parallel. Al-Awami [129] investigated the use of the supplementary controllers of a UPFC to damp low frequency oscillations in a weakly connected system. In [130] was analyzed real, reactive power, and voltage balance of the UPFC system. Shaheen et al [131] proposed a Novel Nonlinear MIMO Predictive Control System using Optimal Control Approach to control UPFC. Singh et al [132] proposed new sensitivity factors to determine the optimal location of UPFC in the power systems. Shayeghi et al [133] presented a novel method for the design of output feedback controller for UPFC. Kang [134] presented a study on a small scale single-phase UPFC preliminary research on power quality compensating schemes of electrical railway. Ilango et al [135] investigated the application of multivariable control technique to MIMO non-linear problem of a power transmission system with UPFC.

4.4 Interline Power Flow Controller (IPFC)

The latest generation of FACTS devices, namely the IPFC, is the combination of multiple series compensators, which are very effective in controlling power flows in transmission lines. IPFC and the generalized unified power flow controller are two innovative configurations of the convertible static compensator of FACTS. Gyugyi et al [136] presented an IPFC which is a new concept for the compensation and effective power flow management of multi-line transmission systems. In [137] was presented a genetically optimized neuro-fuzzy IPFC for damping modal oscillations of power system. In [138] was reported on the results of studies performed to ensure satisfactory dynamic performance of the New York electric system with the UPFC and IPFC configurations of the Marcy Convertible Static Compensator. Wei et al [139] used injected voltage sources to directly model an IPFC and impose the rating limits in a Newton-Raphson load flow algorithm. Vasquez et al [140] investigated the operational analysis and the limitations of a GIPFC while interacting with the network. In [141-142] was investigated the damping control function of an IPFC installed in a power system. Zhang [143] presented, direct modeling of the practical series or/and shunt operating inequality constraints of the IPFC and the GUPFC in power flow calculations. Zhang and Chen [144] described a novel power injection model of IPFC for power flow analysis. Benysek [145] investigated the use of IPFC, which are dc/ac converters linked by common DC terminals, in a DG-power system from an economy perspective. Padiyar and Prabhu [146] proposed the modelling of IPFC with 12-pulse, three-level converters and the SSR. In [147] was presented the evaluation of the impact of the IPFC on available transfer capability enhancement. Azbe and Mihalic

[148] proposed the basis for the implementation of such a strategy, In order to be able to successfully apply IPFCs for power-system transient-stability improvement. Moghadasi et al [149] investigated the impact of an IPFC on composite system delivery point and overall system reliability indices were examined. Parimi et al [150] investigated the use of the IPFC based controller in damping of low frequency oscillations. The Lyapunov energy-function approach was frequently used as a convenient way to control or analyze the electric-power system [151]. Bhowmick et al [152] proposed an advanced IPFC model to address this issue, wherein an existing power system installed with IPFC is transformed into an augmented equivalent network without any IPFC. Vinkovic and Mihalic [153] presented a new approach to modelling an IPFC for power flow calculations by applying the Newton-Raphson.

5. FACTS Installation issues

For the maximum effectiveness of the controllers, the selection of installing locations and feedback signals of FACTS-based stabilizers must be investigated. On the other hand, the robustness of the stabilizers to the variations of power system operation conditions is equally important factor to be considered. In addition, the coordination among different stabilizers is a vital issue to avoid the adverse effects. Additionally, performance comparison is an important factor that helps in selection of a specific FACTS device.

5.1 Location and Feedback Signals

Mostly, the location of FACTS devices depends on the objective of the installation. The optimal location can be governed by increasing system loadability [154-156], minimizing the total generation cost, and enhancing voltage stability [157]. Wang et al. [158] presented two indices for selecting the optimal location of PSSs or FACTS-based stabilizers. This work has been further developed in [159] where a new method independent of the eigensolution to identify the optimal locations and feedback signals of FACTS-based stabilizers was proposed. Yang et al. [160] applied the residue method to the linearized power system model to determine the location and the feedback signal of TCSC in a multi-machine power system. Kulkarni and Padiyar [161] proposed a location index based on circuit analogy for the series FACTS controllers. Rosso et al. [162] presented a detailed analysis of TCSC control performance for improving system stability with different input signals. Farsangi et al. [163] presented the minimum singular value, the right half plane zeros, the relative gain array to find the stabilizing signals of FACTS devices for damping inter-area oscillations. Ramirez and Coronado [164] presented a technique based on the frequency response to select the best location of FACTS devices and the best input control signal in order to get the major impact on the damping of electromechanical modes of concern. Chaudhuri et al. [165-166] demonstrated that the use of global stabilizing signals for effective damping of multiple swing modes through single FACTS device is one of the potential options worth exploring. Fan et al. [167] presented two residue-based indices to identify an effective local signal that can be used by a TCSC as a supplementary controller to dampen inter-area oscillations for multiple power system operating conditions.

5.2 Coordination between Controllers

Uncoordinated FACTS-based stabilizers and PSSs always cause destabilizing interactions. To advance on the whole system performance, many researches were made on the coordination between PSSs and FACTS controllers. In [168-169] was presented the performance and

interactions of PSS, SVC and TCSC. A technique for calculating the damping and synchronizing torque coefficients induced on generators by FACTS controllers based on modal analysis was proposed [170]. The interactions between PSSs and FACTS controllers in multi-machine systems was presented based on the analysis of both the perturbations in induced torque coefficients and the shifts in rotor modes resulting from increments in stabilizer gains [171]. A new unified Phillips-Heffron model for a power system equipped with a SVC, TCSC and TCPS was proposed [172-173]. A Nonlinear control method was introduced to design a coordinated excitation and TCPS controller [174], and a coordinated excitation and UPFC controller [175] to increase damping of oscillation. Lee et al. [176] presented an observer-based decentralized optimal control design of a PSS and a TCSC used to a multi-machine system. Also Li et al. [177-178] proposed a similar method to design a coordinated optimal controller to implement multiple TCSCs in a multi-machine system. H_∞ control scheme has been employed to tune decentralized SVC and TCSC controllers using a model-matching robustness formulation [179]. Moreover Sanchez-Gasca [180] presented a coordinated controller for a TCSC and a TCPS using projective control scheme. Pourbeik and Gibbard [181] presented a two-stage method for the simultaneous coordination of PSSs and FACTS-based lead-lag controllers. Fang and Ngan [182] changed the problem of simultaneously selecting the controller settings of a PSS and a MIMO controller of a UPFC into an optimization problem. Ramirez et al. [183] investigated a similar advance to design a PSS, TCSC and UPFC lead-lag controllers. Lie et al. [184] presented the same technique to find the optimal settings of coordinated PSS, SVC and TCSC lead-lag controllers. Panda and Padhy [185] proposed the application of GA for the design of a PSS and a FACTS-based controller. In [186] power system multi input-multi output identification methods that were useful for simultaneous coordinated design of PSS and TCSC controller were presented. Panda and Patel [187] proposed a procedure for modeling and simultaneous tuning of parameters of TCSC controller and PSS in a power system to damp power system oscillations. A fuzzy controller was used [188] to design both FPSS and FFDC in multi machine power system for increase of damping the power system oscillation. Fang et al. [189] proposed a nonlinear programming model for simultaneously coordinated parameters design of PSS and STATCOM stabiliser. A modified simplex-simulated annealing algorithm was developed for solving the programming model. A multi-objective evolutionary algorithm based approach to PSS and SVC tuning was introduced [190]. A coordinated design of robust PSS and SVC damping controller in a multi-machine power system was investigated [191]. A linearized system model and the parameter-constrained nonlinear optimization algorithm was proposed in [192].

6. FACTS Technology Implementation & Development

6.1 FACTS Installations and Utility Experience

In the starting to appear deregulated power systems, FACTS controllers will supply some advantages at existing or improved levels of reliability such as balancing the power flow in parallel networks over a wide range of operating conditions, mitigating inter-area power oscillations, alleviating unwanted loop flow and intensification the power-transfer capacity of existing transmission corridors [193]. In 1991, a ±80 Mvar STATCOM extended by Kansai Electric Power Co. and Mitsubishi Motors was fixed at Inuyama Switching Station to improve the stability of a 154 kV system [194]. A ±100 Mvar STATCOM was ordered for the Tennessee Valley Authority in 1995 [195-196]. The TVA

STATCOM is the first of its kind, using GTO thyristor valves, to be ordered in USA. In 1997, American Electric Power has selected its Inez substation in eastern Kentucky for the location of the world's first UPFC installation [197-198]. The UPFC is comprised of two ±160 MVA GTO thyristor-based inverters, this installation is the highest power GTO based FACTS device ever installed. EPRI and Siemens also developed a ±200 Mvar convertible static compensator, which was installed at Marcy 345 kV substation in 2001 to provide strong dynamic voltage support and to control the power flow. Depending on the transmission control need, the installed CSC can provide four control modes where it can be controlled to operate as STATCOM, SSSC, UPFC, and IPFC [199]. A ±75 Mvar STATCOM developed by ALSTOM, the first cascade multilevel-inverter-based STATCOM in the world, entered commercial service at National Grid Company East Claydon, England in 2001 [200]. A +133/-41 Mvar STATCOM system has been installed at the Vermont Electric Power Company's Essex 115 kV substations since May 2001, to compensate for heavy increases in summertime electric usage [201]. A three-level ±100 Mvar STATCOM is installed by San Diego Gas & Electric at Talega substation, California in October 2002, and is to be extended to a Back-To-Back system [202]. ABB has installed six STATCOM systems since 1997; two installations in USA and one installation in Sweden, Germany, Finland, and France [203]. A ±250 Kvar prototype D-STATCOM was designed and installed for the first time [204]. More FACTS installations to improve the performance of different power system utilities can be found in [205]. A ±50 Mvar STATCOM based on chain circuit converter employing IGCTs has been developed successfully and has been put into operation [206]. The Puerto Rico Electric Power Authority suffered a major power plant failure in Palo Seco in late 2006. The network planners were facing a severe problem with potential voltage stability in the area, and decided that the most expedient solution to the problem while the power plant was being refurbished was an SVC rated at 0/+90 Mvar [207]. Georgia Transmission Corporation commissioned the Barrow County SVC with a continuous rating of 0 to +260 Mvar in June of 2008 [208].

6.2 FACTS Devices Technology Development

The technology behind thyristor-based FACTS controllers has been present for several decades and is therefore considered mature. A relatively new device called the Insulated Gate Bipolar Transistor has been developed with small gate consumption and small turn-on and turn-off times. Larger devices are now becoming available with typical ratings on the market being 3.3 kV/1.2 kA (Eupec), 4.5 kV/2 kA (Fuji), and 5.2 kV/2 kA (ABB) [209, 210]. The ratings of IGCT reach 5.5 kV/1.8 kA for reverse conducting IGCTs and 4.5 kV/4 kA for asymmetrical IGCTs [211]. Currently, typical ratings of IGCTs on the market are 5.5 kV/2.3 kA (ABB) and 6 kV/6 kA (Mitsubishi) [209]. Injection Enhanced Gate Transistor is a newly developed MOS device that does not require snubber circuits and it has smaller gate power and higher turn-on and turn-off capacity compared with GTO. The ratings of IEGT are in the order of 4.5 kV/1.5 kA [212]. Based on integration of the GTO and the power MOSFET, the Emitter Turn-Off (ETO) thyristor is presented as a promising semiconductor device for high switching frequency and high power operation. The ETO has 5 kA snubberless turn off capability and much faster switching speed than that of GTO. A modular ETO-based 1.5 MVA H-bridge converter is used to build a cascaded-multilevel converter for high power FACTS devices [213, 215]. A novel approach to distributed FACTS controllers based on active variable inductance has been recently

proposed to realize cost-effective power flow control [216]. The power flow control using distributed FACTS controllers can be achieved by introducing a distributed series impedance concept which can be further extended to realize a distributed static series compensator [217].

7. FACTS Applications to Steady State Power System Problems

For the sake of completeness of this review, a brief overview of the FACTS devices applications to different steady state power system problems is presented in this section. Fig. 6 show summarizes the impact of FACTS on load flow, stability and voltage quality when using different devices. Evaluation is based on large number of studies and experiences from projects. Specifically, applications of FACTS in optimal power flow and deregulated electricity market will be reviewed.

7.1 FACTS Applications to Optimal Power Flow

In the last two decades, researchers developed new algorithms for solving the optimal power flow problem incorporating various FACTS devices. Generally in power flow studies, the thyristor-controlled FACTS devices, such as SVC and TCSC are usually modelled as controllable impedance [218-220]. However, VSC-based FACTS devices, including IPFC and SSSC, shunt devices like STATCOM, and combined devices like UPFC, are more complex and usually modelled as controllable sources [221-222]. A new hybrid model for OPF incorporating FACTS devices was investigated to overcome the classical optimal power flow algorithm where load demands, generation outputs, and cost of generation are treated as fuzzy variables. An improved GA was presented to solve OPF problems in power system with FACTS where TCPS and TCSC are used to control power flow [223-224]. In the solution process, GA coupled with full AC power flow, selects the best regulation to minimize the total generation fuel cost and keep the power flows within their secure limits. A linear programming -based OPF algorithm was proposed for corrective FACTS control to relieve overloads and voltage violations caused by system contingencies [225]. The optimization objective was chosen to minimize the average load ability on highly loaded transmission lines. The algorithm is implemented with MATLAB and tested on the New England 39-bus system and the WECC 179-bus system. In [226] derived analytically the relationship between the series voltage injected by the UPFC/IPFC and the resulting power flow in the transmission line. This relationship was used to design two power flow control schemes that are applicable to any series-connected FACTS controller with the capability of producing a controllable voltage. The presented power flow control schemes were applied to a voltage-sourced converter-based IPFC, and the resulting control performances were examined using PSCAD/EMTDC simulation package.

Table 2 Cost of conventional and FACTS controllers

FACTS Controllers	Cost(US \$)
Shunt Capacitor	8/kVar
Series capacitor	20/kVar
SVC	40/kVar controlled portions
TCSC	40/kVar controlled portions
STATCOM	50/kVar
UPFC Series Portions	50/kVar through power
UPFC Shunt Portions	50/kVar controlled

8. Costs

As compared to conventional devices, FACTS controllers are very expensive. The approximate cost per KVar output of various conventional devices and FACTS controllers are

shown in Table 2. However, the cost per KVar decreases for higher capacity of FACTS controllers. The total cost also depends on the size of fixed and controlled portion of the FACTS controllers. The FACTS equipment cost represent only half of the total FACTS project cost. Other costs like civil works, installation, commissioning, insurance, engineering and project management constitute the other half of the FACTS project cost.

9. Conclusion

This paper presented an extensive analysis on the research and improvements in the power system stability development using FACTS devices. The necessary features of FACTS controllers and their potential to increase system stability investigated. Moreover, some of the utility experience, real-world installations, and semiconductor technology development have been outlined. The location and feedback signals used for design of FACTS-based damping controllers were discussed. About two hundred research publications have been classified, discussed, and appended for a quick reference. For the readers' convenience and broad spectrum, different applications of the first and second generations of FACTS devices over the last two decades can be reviewed through the annotated bibliographies.

REFERENCES

- [1] Kundur P., Klein M., Rogers G., Zywno M., Application of power system stabilizers for enhancement of overall system stability. *IEEE Trans. Power Syst.*, 4 (2002) No. 2, 614-626.
- [2] Eslami M., Shareef H., Mohamed A., Tuning of power system stabilizers using particle swarm optimization with passive congregation. *Inter. J. Phys. Sci.*, 17(2010) No. 5, 2658-2663
- [3] Eslami M., Shareef H., Mohamed A., power system stabilizer design using hybrid multi-objective particle swarm optimization with chaotic. *J. Cent. South Univ. Technol.*, 18(2011) No. 5, 1579-1588
- [4] Eslami M., Shareef H., Mohamed A., Khajezadeh m., Damping of Power System Oscillations Using Genetic Algorithm and Particle Swarm Optimization. *Inter. Rev. Electr. Eng.*, 6(2010) No.5, 2745-2753.
- [5] Eslami M., Shareef H., Mohamed A., Application of Artificial Intelligent Techniques in PSS design: A survey of the state-of-the-art methods. *Przegląd Elektrotechniczny (Electr. Rev.)* 87(2011) No. 4. 188-197.
- [6] Eslami M., Shareef H., Mohamed A., Application of PSS and FACTS devices for intensification of power stability. *Inter. Rev. Electr. Eng.*, 5 (2010) No. 2, 552-570.
- [7] Hingorani N., High Power Electronics and flexible AC Transmission System, *IEEE Power Eng. Rev.*, 8 (1988) No. 7, 3-4
- [8] Hingorani N.G., FACTS-flexible AC transmission system. *Conference on AC and DC Power Transmission*, 1991, 1 -7
- [9] Hingorani N.G., FACTS technology and opportunities, *IEE Colloquium on Flexible AC Transmission Systems- The Key to Increased Utilisation of Power Systems*, 1994, 401-410
- [10] Hingorani N.G., Future role of power electronics in power systems, International Symposium on Power Semiconductor Devices and ICs, 1995 13 -15
- [11] Edris A., "Proposed Terms and Definitions for Flexible AC Transmission System, *IEEE Trans. Power Deliv.*, 12 (1997), No.4, 1848-1852.
- [12] Noroozian M., Andersson G., Power Flow Control by Use of Controllable Series Components, *IEEE Trans PWRD*, 8 (1993) No. 3, 1420-1429.
- [13] Wang H. F., Swift F. J., A Unified Model for the Analysis of FACTS Devices in Damping Power System Oscillations. Part I: Single-Machine Infinite-Bus Power Systems, *IEEE Trans. PWRD*, 12(1997) no. 2, 941-946.
- [14] Ise T., Hayashi T., Ishii L., Kumagai S., Power system stabilizing control using high speed phase shifter, *Proceedings of the Power Conversion*, 1997, 735-740
- [15] P.L. So, D.C. MacDonald, Stabilization of inter-area modes by controllable phase shifter, *IEEE AFRICON*, 1996, 419 -424
- [16] M.A. Abido, Thyristor controlled phase shifter based stabilizer design using simulated annealing algorithm, *Electric*

- Power Engineering, International Conference on Power Tech, Budapest, 1999, 307
- [17] L.T. Yoke and W. Youyi, Transient stability improvement of power systems using nonlinear excitation, phase shifter and adaptive control law, International Conference on Energy Management and Power Delivery, 1995, 468-473
 - [18] A.A. Hashmani, W. Youyi and T. Lie, Design and application of a nonlinear coordinated excitation and TCPS controller in power systems, American Control Conference, 2001, 811-816
 - [19] F. Jiang, S.S. Choi, G. Shrestha, Power system stability enhancement using static phase shifter, IEEE Trans. Power Sys. 12(1997), 207-214
 - [20] Y. Wang, A. A. Hashmani, and T. T. Lie, "Nonlinear coordinated excitation and TCPS controller for multimachine power system transient stability enhancement," *IEE Proceedings: Generation, Transmission and Distribution*, vol. 148, 133-141, 2001.
 - [21] A. Hashmani, Y. Wang, and T. T. Lie, "Enhancement of power system transient stability using a nonlinear coordinated excitation and TCPS controller," *Int. J. Electr. Power Energy Syst.*, vol. 24, 201-214, 2002
 - [22] Hashmani, Y. Wang, and T. T. Lie, "Design and application of a nonlinear coordinated excitation and TCPS controller in power systems," *Int. J. Cont., Au. Sys.*, vol. 3, 346-354, 2005.
 - [23] A. Ishigane, J. Zhao and T. Taniguchi, Representation and control of high speed phase shifter for an electric power system, IEE Proceedings Generation Transmission and Distribution, 145 (1998), No.3, 308-314.
 - [24] H.W. Ngan, modelling static phase shifters in multi-machine power systems, International Conference on Advances in Power System Control, 1997, 785-790
 - [25] Kazemi and R. Sharifi, "Optimal location of thyristor controlled phase shifter in restructured power systems by congestion management," *IEEE International Conference on Industrial Technology*, Mumbai, 2006, 294-298.
 - [26] R. J. Abraham, D. Das, and A. Patra, "Effect of TCPS on oscillations in tie-power and area frequencies in an interconnected hydrothermal power system," *IET Generation, Transmission and Distribution*, vol. 1, 632-639, 2007.
 - [27] S. Robak, D. D. Rasolomampionona, and M. Januszewski, "Damping of power swings using a FACTS device of the TCPS type: Modelling and laboratory experiments," *Int. J. Electr. Eng. Edu.*, vol. 44, 263-279, 2007
 - [28] R. J. Abraham, D. Das, and A. Patra, "AGC study of a hydrothermal system with SMES and TCPS," *European Transactions on Electrical Power*, vol. 19, 487-498, 2009.
 - [29] G. Z. Xu, S. Y. Wu, Y. H. Wang, and Q. Guo, "Damping low frequency oscillation in power system by TCSC," *Power System Technology*, vol. 28, 45-47, 2004.
 - [30] L. Fan and A. Feliachi, "Robust TCSC control design for damping inter-area oscillations," *IEEE Power Engineering Society Transmission and Distribution*, 2001, 784-789.
 - [31] M. Simoes, D. C. Savelli, P. C. Pellanda, N. Martins, and P. Apkarian, "Robust design of a TCSC oscillation damping controller in a weak 500-kV interconnection considering multiple power flow scenarios and external disturbances," *IEEE Transactions on Power Systems*, vol. 24, 226-236, 2009.
 - [32] X.R. Chen, N.C. Pahalawaththa, U.D. Annakkage and C. Kumble, Output feedback TCSC controllers to improve damping of meshed multi-machine power systems, Generation Transmission and Distribution, IEE Proceedings, Volume 144, No.3, 1997, 243-248.
 - [33] C. Jaewon and J.H. Chow, Time-optimal series capacitor control for damping inter-area modes in interconnected power systems, IEEE Trans. Power Syst., 12(1997): 215-221
 - [34] C. Jaewon and J.H. Chow, Time-optimal control of power systems requiring multiple switchings of series capacitors, IEEE Trans. Power Syst., 13(1998), 367-373
 - [35] Q. Zhao and J. Jiang, A TCSC damping controller design using robust control theory, Int. J. Power Energy Syst. 20(1998), 25-33.
 - [36] T.S. Luor and Y.Y. Hsu, Design of an output feedback variable structure thyristor-controlled series compensator for improving power system stability, Electr. Power Syst. Res., 47, 1998, 71-77.
 - [37] T.T. Lie, G.B. Shrestha and A. Ghosh, Design and application of a fuzzy logic control scheme for transient stability enhancement in power systems, Electric Power System Research, 33, 1995, 17-23.
 - [38] M. T. Haque, A. R. Milani, and A. Lafzi, "Coordinated design of PSS and TCSC dynamics model for power system network oscillations," *International Conference on Power Electronics and Drive Systems*, Bangkok, 2007, 411-416.
 - [39] X. Dai, J. Liu, Y. Tang, N. Li and H. Chen, Neural network ath-order inverse control of thyristor controlled series compensator, Electr. Power Syst. Res., 45, 1998, 19-27.
 - [40] Y.Y. Hsu and T.S. Luor, Damping of power system oscillations using adaptive thyristor-controlled series compensators tuned by artificial neural networks, Generation Transmission and Distribution, IEE Proceedings, Volume 146, No.2, 1999, 137-142.
 - [41] G. Chunlin and X. Xiangning, "Transient stability control of TCSC," *IEEE Conference on Industrial Electronics and Applications*, Xi'an, 2009, 1399-1402.
 - [42] M.A. Abido, Genetic-based TCSC damping controller design for power system stability enhancement, International Conference on Electric Power Engineering, 1999
 - [43] G. I. Rashed, H. I. Shaheen, and S. J. Cheng, "Optimal location and parameter setting of TCSC by both genetic algorithm and particle swarm optimization," *IEEE Conference on Industrial Electronics and Applications*, 2007, 1141-1147
 - [44] R. Benabid, M. Boudour, and M. A. Abido, "Optimal location and setting of SVC and TCSC devices using non-dominated sorting particle swarm optimization," *Electric Power Systems Research*, vol. 79, 1668-1677, 2009.
 - [45] L. Khan, T. Saeed, and K. L. Lo, "Robust damping control system design for TCSC using particle swarm optimization," *International Journal for Computation and Mathematics in Electrical and Electronic Engineering*, vol. 27, 593-612, 2008.
 - [46] M.A. Abido, Pole placement technique for PSS and TCSC-based stabilizer design using simulated annealing, Electric Power System Research, 22, 2000, 543-554.
 - [47] W. Li, Y. Jing, G. M. Dimirovski, and X. Liu, "Robust nonlinear control of TCSC for power system via adaptive back-stepping design," *IEEE Conference on Control Applications - Proceedings*, Istanbul, 2003, 296-300.
 - [48] Y. Wang, Y. L. Tan, and G. Guo, "Robust nonlinear coordinated excitation and TCSC control for power systems," *IEE Proceedings: Generation, Transmission and Distribution*, vol. 149, 367-372, 2002.
 - [49] Z. Mao, "A new modeling and control scheme for thyristor-controlled series capacitor," *Journal of Control Theory and Applications*, vol. 7, 81-86, 2009.
 - [50] M. El Kady, "Optimal Location and Control of TCSC to Maximize Load Expansion," *IEEE Power Engineering Society Transmission and Distribution Conference*, 2003, 428-433.
 - [51] K. Sharma, "Optimal number and location of TCSC and load ability enhancement in deregulated electricity markets using MINLP," *Int. J. Emerg. Electr. Power Syst.*, vol. 5, 1-15, 2006.
 - [52] S. Panda, "Differential evolutionary algorithm for TCSC-based controller design," *Simulation Modelling Practice and Theory*, vol. 17, 1618-1634, 2009.
 - [53] A. R. Messina, O. Begovich, and M. Nayebedzadeh, "Analytical Investigation of the Use of Static VAR Compensators to Aid Damping of Interarea Oscillations," *Electric Power Systems Research*, 51(1999), 199-210.
 - [54] A.R. Messina, J. Arroyo, N. Evaristo, and I. Castillo T, "Damping of low-frequency interarea oscillations using HVDC modulation and SVC voltage support," *Electric Power Components and Systems*, vol. 31, 389-402, 2003
 - [55] Eslami M., Shareef H., Mohamed A., Khajezadeh M., Particle Swarm Optimization for Simultaneous Tuning of Static Var Compensator and Power System Stabilizer. *Przegląd Elektrotechniczny (Electr. Rev.)* 87(2011) No. 9a. 343-347.
 - [56] M. Parniani and M. R. Iravani, "Optimal Robust Control Design of Static VAR Compensators," *IEE Proc. Genet. Transm. Distrib.*, 145(3) (1998), 301-307.
 - [57] S. Robak, Robust SVC controller design and analysis for uncertain power systems, Control Engineering Practice. 2009.
 - [58] W. Gu, F. Milano, P. Jiang, and G. Tang, "Hopf bifurcations induced by SVC Controllers: A didactic example," *Electr. Power Sys. Res.*, vol. 77, 234-240, 2007.
 - [59] G. El-Saady, M. El-Sadek, M. Abo-El-Saud, "Fuzzy Adaptive Model Reference Approach-Based Power System Static VAR Stabilizer," *Electr. Power Syst. Res.*, 45(1998), 1-11.

- [60] C. Chang, Y. Qizhi, "Fuzzy Bang–Bang Control of Static VAR Compensators for Damping System-Wide Low-Frequency Oscillations", *Electr. Power Syst. Res.*, 49(1999), 45–54.
- [61] A. Qun, A. Pandey, and S. K. Starrett, "Fuzzy Logic Control for SVC Compensator to Control System Damping Using Global Signal", *Electr. Power Syst. Res.*, 67 (2003), 115–122.
- [62] K. L. Lo and M. O. Sadegh, "Systematic Method for the Design of a Full-scale Fuzzy PID Controller for SVC to Control Power System Stability", *IEE Proc. Genet. Transm. Distrib.*, 150(3)(2003), 297–304.
- [63] J. Lu, M. H. Nehrir, and D. A. Pierre, "A Fuzzy Logic-Based Adaptive Damping Controller for Static VAR Compensator", *Electr. Power Syst. Res.*, 68(1)(2004), 113–118.
- [64] Joorabian, M; Ebadi, M: "Locating Static VAR Compensator (SVC) Based on Small Signal Stability of Power System", *Int. Rev. Electr. Eng.*, vol. 4 n. 4, 635-641, 2009
- [65] R. Benabid, M. Boudour, and M. A. Abido, "Optimal location and setting of SVC and TCSC devices using non-dominated sorting particle swarm optimization," *Electr. Power Syst. Res.*, vol. 79, 1668-1677, 2009.
- [66] M. H. Haque, "Best location of SVC to improve first swing stability limit of a power system," *Electr. Power Syst. Res.*, vol. 77, 1402-1409, 2007.
- [67] R. MÃnquez, F. Milano and A. J. Conejo, "Optimal network placement of SVC devices," *IEEE Trans. Power Syst.*, 22(2007), 1851-1860.,
- [68] A. R. Messina and E. Barocio, "Nonlinear Analysis of Interarea Oscillations: Effect of SVC Voltage Support", *Electr. Power Syst. Res.*, 64(1) (2003), 17–26.
- [69] Y. Ruan and J. Wang, "The coordinated control of SVC and excitation of generators in power systems with nonlinear loads," *Int. J. Electr. Power Energy Syst.*, 27(2005), 550-555.
- [70] Y. Wang, Y. Tan, and G. Guo, "Robust nonlinear coordinated generator excitation and SVC control for power systems," *Int. J. Electr. Power Energy Syst.* 22(2000), 87-195.
- [71] S. Li, M. Ding, J. Wang, and W. Zhang, "Voltage control capability of SVC with var dispatch and slope setting," *Electr. Power Syst. Res.*, vol. 79, 818-825, 2009.
- [72] D. J. Hanson, M. L. Woodhouse, C. Horwill, D. R. Monkhouse, and M. M. Osborne, "STATCOM: A New Era of Reactive Compensation", *Power Eng. J.*, 2002, 51–160.
- [73] H. Wang, H. Li, and H. Chen, "Application of Cell Immune Response Modelling to Power System Voltage Control by STATCOM", *IEE Proc.-Gener. Transmi. Distrib.*, 149(2002), 102–107.
- [74] M. A. Abido, "Analysis and Assessment of STATCOM-Based Damping Stabilizers for Power System Stability Enhancement", *Electr. Power Syst. Res.*, 73 (2005), 177–185.
- [75] M. H. Haque, "Use of Energy Function to Evaluate the Additional damping Provided by a STATCOM", *Electr. Power Syst. Res.*, 72(2)(2004), 195–202.
- [76] H. F. Wang, "Phillips-Heffron Model of Power Systems Installed with STATCOM and Applications", *IEE Proc.- Gener. Transmi. Distrib.*, 146(5)(1999), 521–527.
- [77] K. R. Padiyar and V. S. Parkash, "Tuning and Performance Evaluation of Damping Controller for a STATCOM", *Int. J. of Electrical Power and Energy Systems*, 25(2003), 155–166.
- [78] L. Cong and Y. Wang, "Coordinated Control of Generator Excitation and STATCOM for Rotor Angle Stability and Voltage Regulation Enhancement of Power Systems", *IEE Proc.-Gener. Transmi. Distrib.*, 149(6)(2002), 659–666.
- [79] A. H. M. A. Rahim, S. A. Al-Baiyat, and H. M. Al-Maghrabi, "Robust Damping Controller Design for a Static Compensator", *IEE Proc.-Gener. Transmi. Distrib.*, 149(4)(2002), 491–496.
- [80] Y. S. Lee and S. Y. Sun, "STATCOM Controller Design for Power System Stabilization with Sub-optimal Control and Strip Pole Assignment", *Int. J. of Electr. Power Energy Syst.*, 24(2002), 771–779.
- [81] N. C. Sahoo, B. K. Panigrahi, P. K. Dash, and G. Panda, "Multivariable Nonlinear Control of STATCOM for Synchronous Generator Stabilization", *Int. J. of Electr. Power Energy Syst.*, 26(1)(2004), 37–48.
- [82] N. C. Sahoo, B. K. Panigrahi, P. K. Dash, and G. Panda, "Application of a Multivariable Feedback Linearization Scheme for STATCOM Control", *Electr. Power Syst. Res.*, 62(1)(2002), pp. 81–91.
- [83] S. A. Al-Baiyat, "Power System Transient Stability Enhancement by STATCOM with Nonlinear H^∞ Stabilizer", *Electr. Power Syst. Res.*, 73(1)(2005), pp. 45–52.
- [84] S. Morris, P. K. Dash, and K. P. Basu, "A Fuzzy Variable Structure Controller for STATCOM", *Electr. Power Syst. Res.*, 65(1)(2003), 23–34.
- [85] Q. Song and W. Liu, "Control of a cascade STATCOM with star configuration under unbalanced conditions," *IEEE Transactions on Power Electronics*, vol. 24, pp. 45-58, 2009.
- [86] N. M. Shah, V. K. Sood, and V. Ramachandran, "Modeling, control and simulation of a chain link STATCOM in EMTP-RV," *Electr. Power Syst. Res.*, vol. 79, 474-483, 2009.
- [87] W. Qiao, G. K. Venayagamoorthy, and R. G. Harley, "Real-time implementation of a STATCOM on a wind farm equipped with doubly fed induction generators," *IEEE Trans. Indus. Appl.*, vol. 45, pp. 98-107, 2009.
- [88] A. Luo, C. Tang, Z. Shuai, J. Tang, X. Y. Xu, and D. Chen, "Fuzzy-PI-based direct-output-voltage control strategy for the STATCOM used in utility distribution systems," *IEEE Trans. Indus. Electr.*, vol. 56, pp. 2401-2411, 2009.
- [89] Y. Liu, A. Q. Huang, W. Song, S. Bhattacharya, and G. Tan, "Small-signal model-based control strategy for balancing individual DC capacitor voltages in cascade multilevel inverter-based STATCOM," *IEEE Trans. Indus. Electr.*, vol. 56, 2259-2269, 2009.
- [90] C. Han, A. Q. Huang, M. E. Baran, S. Bhattacharya, W. Litzemberger, L. Anderson, A. L. Johnson, and A. A. Edris, "STATCOM impact study on the integration of a large wind farm into a weak loop power system," *IEEE Trans. Energy Convers.*, vol. 23, 226-233, 2008
- [91] R. Mihalic and I. Papic, "Static Synchronous Series Compensator – A Mean for Dynamic Power Flow Control in Electric Power Systems", *Electr. Power Syst. Res.*, 45(1)(1998), 65–72.
- [92] Xiao-Ping Zhang, "Advanced modeling of the Multicontrol Functional Static Synchronous Series Compensator (SSSC) in Newton Power Flow", *IEEE Trans. on PWRs*, 18(4)(2003), 1410–1416.
- [93] I. Ngamroo and W. Kongprawechnon, "A Robust Controller Design of SSSC for Stabilization of Frequency Oscillations in Interconnected Power Systems", *Electr. Power Syst. Res.*, 67(2)(2003), 161–176.
- [94] B. N. Singh, A. Chandra, K. Al-Haddad, and B. Singh, "Performance of Sliding Mode and Fuzzy Controllers for a Static Synchronous Series Compensator", *IEE Proc.-Gener. Transmi. Distrib.*, 146(2)(1999), 200–206.
- [95] G. N. Pillai, A. Ghosh, and A. Joshi, "Torsional Interaction Between an SSSC and a PSS in a Series Compensated Power System", *IEE Proc.-Gener. Transmi. Distrib.*, 149(6)(2002), 653–658.
- [96] G. N. Pillai, A. Ghosh, and A. Joshi, "Torsional Oscillation Studies in an SSSC Compensated Power System", *Electr. Power Syst. Res.*, 55(1)(2000), 57–64.
- [97] L. Gyugyi, C. D. Schauder, and K. K. Sen, "Static Synchronous Series Compensator: A Solid State Approach to the Series Compensation of Transmission Lines", *IEEE Trans. on PWRD*, 12(1)(1997), 406–417.
- [98] H. F. Wang, "Static Synchronous Series Compensation to damp power system oscillations", *Electr. Power Syst. Res.*, 54(2)(2000), 113–119.
- [99] P. Kumkratug and M. H. Haque, "Improvement of Stability Region and damping of a Power System by Using SSSC", *IEEE Power Engineering Society General Meeting*, 2003, vol. 3, 1417–1421.
- [100] Shakarami, MR; Kazemi, A: "Evaluation of Different Options for SSSC-Based Stabilizer to Improve Damping Inter-Area Oscillations in a Multi-Machine Power System", *Int. Rev. Electr. Eng.*, vol. 4 n. 6, 1336-1346, 2009
- [101] F. Al-Jowder, "Improvement of synchronizing power and damping power by means of SSSC and STATCOM," *Elect. Power Syst. Res.*, 77(2007), 1112-1117.
- [102] M. H. Haque, "Use of SSSC to improve first swing stability limit and damping of a power system," *Australian Journal of Electrical and Electronics Engineering*, vol. 3, 17-26, 2006.
- [103] M. El Moursi, A. M. Sharaf, and K. El-Aroudi, "Optimal control schemes for SSSC for dynamic series compensation," *Electr. Power Syst. Res.*, vol. 78, 646-656, 2008.

- [104] A. Kazemi, M. Ladjevardi, and M. A. S. Masoum, "Optimal selection of SSSC based damping controller parameters for improving power system dynamic stability using genetic algorithm," *Iran. J. Sci. Tech.*, vol. 29, 1-10, 2005.
- [105] A. Vinkovic and R. Mihalic, "A current-based model of the static synchronous series compensator (SSSC) for Newton-Raphson power flow," *Electr. Power Syst. Res.*, vol. 78, 1806-1813, 2008.
- [106] S. Panda, "Multi-objective evolutionary algorithm for SSSC-based controller design," *Electr. Power Syst. Res.*, vol. 79, 937-944, 2009.
- [107] R. Hooshmand and M. Azimi, "Investigation of dynamic instability of torsional modes in power system compensated by SSSC and fixed capacitor," *Int. Rev. Electr. Eng.*, vol. 4, 129-138, 2009.
- [108] M. Bongiorno, J. Svensson, and L. Ångquist, "Single-phase VSC based SSSC for subsynchronous resonance damping," *IEEE Trans. Power Deliv.*, vol. 23, 1544-1552, 2008.
- [109] C. Pradhan and P. W. Lehn, "Frequency-domain analysis of the static synchronous series compensator," *IEEE Trans. Power Deliv.*, vol. 21, 440-449, 2006.
- [110] T. Makombe and N. Jenkins, investigation of a unified power flow controller, Generation Transmission and Distribution, IEE Proceedings, Vol 146, No.4, 1999, 400-408.
- [111] H. Fujita, Y. Watanabe and H. Akagi, Control and analysis of a unified power flow controller, *IEEE Trans. Power Electr.*, Vol: 14 Issue: 6, 1999, 1021-1027
- [112] H.F. Wang, Damping function of unified power flow controller, Generation Transmission and Distribution, IEE Proceedings, Volume 146, No.1, 1999, 81-87.
- [113] H.F. Wang, Application of modeling UPFC into multi-machine power systems, Generation Transmission and Distribution, IEE Proceedings, Volume 146, No.3, 1999, 306-312.
- [114] Z. Huang, Y. Ni, F.F. Wu, Shousun and B. Zhang, Application of unified power flow controller in interconnected power systems-modelling, interface, control strategy, and case study, *IEEE Trans. Power Electr.*, Volume: 15 Issue: 2, May 2000, 817-824
- [115] Z.L. Meng and P.L. So, A current injection UPFC model for enhancing power system dynamic performance, Power Engineering Society Winter Meeting, 2000, 1544 -1549.
- [116] K. Schoder, A. Hasanovic and A. Feliachi, Load-flow and dynamic model of the unified power flow controller (UPFC) within the Power System Toolbox (PST), IEEE Midwest Symposium on Circuits and Systems, 2000, 634 -637.
- [117] S. Mishra, P.K. Dash and G. Panda, TS-fuzzy controller for UPFC in a multi-machine system, Generation Transmission and Distribution, IEE Proceedings, Vol 147, No.1, 2000, 15-22.
- [118] K. Schoder, A. Hasanovic, A. Feliachi, Power system damping using fuzzy controlled unified power flow controller, IEEE Power Engineering Society Winter Meeting, 2001, 617-622
- [119] S. Mishra, P.K. Dash and G. Panda, A radial basis function neural network controller for UPFC, *IEEE Trans. Power Electr.*, 15(4). 2000, 1293 -1299
- [120] M. Vilathgamuwa, X. Zhu and S.S. Choi, A robust control method to improve the performance of a unified power flow controller, Electric Power System Research, 55, 2000, Page(s) 103-111.
- [121] B.C. Pal, Robust damping of interarea oscillations with unified power flow controller, Generation Transmission and Distribution, IEE Proceedings, 149 (6), 2002, 733-738.
- [122] J.C. Seo, S. Moon; J.K. Park and J.W. Choe, Design of a robust UPFC controller for enhancing the small signal stability in the multi-machine power systems, Power Engineering Society Winter Meeting, 2001, 1197 -1202
- [123] H.F. Wang and Q.H. Wu, Multivariable design of a multiple-functional unified power flow controller, Power Engineering Society Summer Meeting, 2000, 1895 -1900
- [124] H.F. Wang, Interactions and multivariable design of multiple control functions of a unified power flow controller, *Electr. Power Syst. Res.*, 24, 2002, 591-600.
- [125] H. Xie, Z. Xu, Q. Lu, Y.H. Song, A. Yokoyama and M. Goto, Integrated linear and nonlinear control of unified power flow controllers for enhancing power system stability, Electric Power Components and Systems, 31, 335-347, 2003
- [126] H. Sawhney and B. Jeyasurya, "Application of unified power flow controller for available transfer capability enhancement," *Electr. Power Syst. Res.*, vol. 69, 55-160, 2004.
- [127] E. Gholipour and S. Saadate, "Improving of transient stability of power systems using UPFC," *IEEE Trans. Power Deliv.*, vol. 20, 1677-1682, 2005.
- [128] H. Fujita, H. Akagi, and Y. Watanabe, "Dynamic control and performance of a unified power flow controller for stabilizing an AC transmission system," *IEEE Trans. Power Electr.*, vol. 21, 1013-1020, 2006.
- [129] A.T. Al-Awami, Y. L. Abdel-Magid, and M. A. Abido, "A particle-swarm-based approach of power system stability enhancement with unified power flow controller," *Int. J. Electr. Power Energy Syst.*, vol. 29, pp. 251-259, 2007.
- [130] L. Liu, P. Zhu, Y. Kang, and J. Chen, "Power-flow control performance analysis of a unified power-flow controller in a novel control scheme," *IEEE Trans. Power Deliv.*, vol. 22, pp. 1613-1619, 2007.
- [131] H. I. Shaheen, G. I. Rashed, and S. J. Cheng, "Design of new nonlinear optimal predictive controller for Unified Power Flow Controller," *IEEE Power and Energy Society General Meeting: PES*, Pittsburgh, PA, 2008.
- [132] J. G. Singh, S. N. Singh, and S. C. Srivastava, "Optimal placement of unified power flow controller based on system loading distribution factors," *Electric Power Components and Systems*, vol. 37, 441-463, 2009.
- [133] H. Shayeghi, H. A. Shayanfar, S. Jalilzadeh, and A. Safari, "Design of output feedback UPFC controller for damping of electromechanical oscillations using PSO," *Energy Convers. Manag.*, vol. 50, pp. 2554-2561, 2009.
- [134] M. H. Kang, "Simulink-based modelling and simulation for a single-phase UPFC," *Transactions of the Korean Institute of Electrical Engineers*, vol. 58, 523-530, 2009.
- [135] G. S. Ilango, C. Nagamani, A. V. S. S. R. Sai, and D. Aravindan, "Control algorithms for control of real and reactive power flows and power oscillation damping using UPFC," *Electr. Power Syst. Res.*, vol. 79, 595-605, 2009.
- [136] L. Gyugyi, K. K. Sen, and C. D. Schauder, "The interline power flow controller concept: A new approach to power flow management in transmission systems," *IEEE Transactions on Power Delivery*, vol. 14, 1115-1122, 1999.
- [137] S. Mishra, P. K. Dash, P. K. Hota, and M. Tripathy, "Genetically optimized neuro-fuzzy IPFC for damping modal oscillations of power system," *IEEE Trans. Power Syst.*, vol. 17, pp. 1140-1147, 2002.
- [138] Fardanesh and A. Schaff, "Dynamic Studies of the NYS Transmission System with the Marcy CSC in the UPFC and IPFC Configurations," in *Proceedings of the IEEE Power Engineering Society Transmission and Distribution Conference*, Dallas, TX, 2003, pp. 1175-1179.
- [139] X. Wei, J. H. Chow, B. Fardanesh, and A. A. Edris, "A dispatch strategy for an interline power flow controller operating at rated capacity," *IEEE PES Power Systems Conference and Exposition*, New York, 2004, pp. 1459-1465.
- [140] R. L. Vasquez-Arnez and L. Cera Zanetta Jr, "Operational analysis and limitations of the GIPFC (generalized interline power flow controller)," in *2005 IEEE Russia Power Tech, PowerTech*, St. Petersburg, 2005.
- [141] Kazemi and E. Karimi, "The effect of Interline Power Flow Controller (IPFC) on damping inter-area oscillations in the interconnected power systems," *IEEE International Symposium on Industrial Electronics*, Montreal, 2006, pp. 1911-1915.
- [142] A. Kazemi and E. Karimi, "The effect of an Interline Power Flow Controller (IPFC) on damping inter-area oscillations in interconnected power systems," *Scientia Iranica*, vol. 15, pp. 211-217, 2008.
- [143] X. P. Zhang, "Robust modeling of the interline power flow controller and the generalized unified power flow controller with small impedances in power flow analysis," *Electrical Engineering*, vol. 89, pp. 1-9, 2006.
- [144] Y. Zhang and C. Chen, "A novel power injection model of IPFC for power flow analysis inclusive of practical constraints," *IEEE Trans. Power Syst.*, vol. 21, pp. 1550-1556, 2006.
- [145] G. Benysek, "A probabilistic approach to optimizing power rating of interline power flow controllers in distributed generation power systems," *Journal of the Chinese Institute of Engineers*, vol. 30, pp. 1213-1221, 2007.

- [146] K. R. Padiyar and N. Prabhu, "Analysis of SSR with three-level twelve-pulse VSC-based interline power-flow controller," *IEEE Trans. Power Deliv.*, vol. 22, pp. 1688-1695, 2007.
- [147] J. Zhang and A. Yokoyama, "Application of interline power flow controller to ATC enhancement by optimal power flow control," in *2007 IEEE Lausanne POWERTECH, Proceedings*, Lausanne, 2007, pp. 1226-1231.
- [148] V. Azbe and R. Mihalic, "The Control Strategy for an IPFC Based on the Energy Function," *IEEE Trans. Power Syst.*, 2008.
- [149] S. M. Moghadasi, A. Kazemi, M. Fotuhi-Firuzabad, and A. A. Edris, "Composite system reliability assessment incorporating an interline power-flow controller," *IEEE Transactions on Power Delivery*, vol. 23, pp. 1191-1199, 2008.
- [150] M. Parimi, I. Elamvazuthi, and N. Saad, "Interline power flow controller (IPFC) based damping controllers for damping low frequency oscillations in a power system," in *2008 IEEE International Conference on Sustainable Energy Technologies, ICSET 2008*, Singapore, 2008, pp. 334-339.
- [151] V. Azbe and R. Mihalic, "Energy function for an interline power-flow controller," *Electric Power Systems Research*, vol. 79, pp. 945-952, 2009.
- [152] S. Bhowmick, B. Das, and N. Kumar, "An advanced IPFC model to reuse newton power flow codes," *IEEE Transactions on Power Systems*, vol. 24, pp. 525-532, 2009.
- [153] A. Vinkovic and R. Mihalic, "A current-based model of an IPFC for Newton-Raphson power flow," *Electric Power Systems Research*, vol. 79, pp. 1247-1254, 2009.
- [154] S. Gerbex, R. Cherkaoui, and A. J. Germond, "Optimal Location of Multi-Type FACTS Devices in a Power System by Means of Genetic Algorithms," *IEEE Trans. PWRs*, 16(3)(2001), pp. 537-544.
- [155] J. Hao, L. B. Shi, and Ch. Chen, "Optimizing Location of Unified Power Flow Controllers by Means of Improved Evolutionary Programming," *IEE Proc. Genet. Transm. Distrib.*, 151(6)(2004), 705-712.
- [156] F. G. M. Lima, D. Galiana, I. Kockar, and J. Munoz, "Phase Shifter Placement in Large-Scale Systems via Mixed Integer Linear Programming," *IEEE Trans. PWRs*, 18(3)(2003), 1029-1034.
- [157] N. K. Sharma, A. Ghosh, and R. K. Varma, "A Novel Placement Strategy for FACTS Controllers," *IEEE Trans. PWRD*, 18(3)(2003), 982-987.
- [158] H. F. Wang, F. J. Swift, and M. Li, "Indices for Selecting the Best Location of PSSs or FACTS-Based Stabilizers in Multimachine Power Systems: A Comparative Study," *IEE Proc. Genet. Transm. Distrib.*, 144(2)(1997), pp. 155-159.
- [159] H. F. Wang, "An Eigensolution Free Method of Reduced-Order Modal Analysis to Select the Installing Locations and Feedback Signals of FACTS-Based Stabilizers," *Int. Journal of Electrical Power and Energy Systems*, 21(1999), pp. 547-554.
- [160] N. Yang, Q. Liu, and J. D. McCalley, "TCSC Controller Design for Damping Interarea Oscillations," *IEEE Trans. PWRs*, 13(4)(1998), pp. 1304-1310.
- [161] A. M. Kulkarni and K. R. Padiyar, "Damping of Power Swings Using Series FACTS Controllers," *Int. J. Elect. Power Energy Sys.*, 21(1999), pp. 475-495.
- [162] A. D. Rosso, C. A. Conzaires, and V. M. Dona, "A Study of TCSC Controller Design for Power System Stability Improvement," *IEEE Trans. PWRs*, 18(2003), pp. 1487-1496.
- [163] M. M. Farsangi, Y. H. Song, and K. Y. Lee, "Choice of FACTS Device Control Inputs for Damping Interarea Oscillations," *IEEE Trans. PWRs*, 19(2)(2004), pp. 1135-1143.
- [164] J. M. Ramirez and I. Coronado, "Allocation of the UPFC to Enhance the Damping of Power Oscillations," *Int. Journal of Electrical Power and Energy Systems*, 24(2002), pp. 355-362.
- [165] B. Chaudhuri, B. C. Pal, A. C. Zolotas, I. M. Jaimoukha, and T. C. Green, "Mixed-Sensitivity Approach to H^∞ Control of Power System Oscillations Employing Multiple FACTS Devices," *IEEE Trans. PWRs*, 18(3)(2003), pp. 1149-1156.
- [166] B. Chaudhuri and B. C. Pal, "Robust Damping of Multiple Swinging Modes Employing Global Stabilizing Signals with a TCSC," *IEEE Trans. PWRs*, 19(1)(2004), pp. 499-506.
- [167] L. Fan, A. Feliachi, and K. Schoder, "Selection and Design of a TCSC Control Signal in Damping Power System Interarea Oscillations for Multiple Operating Conditions," *Electric Power Systems Research*, 62(1)(2002), pp. 127-137.
- [168] Eslami M., Shareef H., Mohamed A., Coordinated Design of PSS and TCSC Controller for Power System Stability Improvement, IEEE International Conference on Power and Energy, IPEC'10 Singapore
- [169] Eslami M., Shareef H., Mohamed A., optimization and coordination of damping controls for optimal oscillations damping in multi-machine power system, *Inter. Rev. Electr. Eng.*, 4(2011) No.6.
- [170] M.L. Gibbard, D.L. Vowles and P. Pourbeik, Interactions between, and effectiveness of, power system stabilizers and FACTS device stabilizers in multi-machine systems, *Power Systems*, IEEE Transactions on , 15 (2000) No. 2, 748 -755
- [171] H.F. Wang, F.L. Swift, A unified model for the analysis of FACTS devices in damping power system oscillations. I. Single-machine infinite-bus power systems, *Power Delivery*, IEEE Transactions on ,Volume: 12 Issue: 2, 1997, 941 -946
- [172] H.F. Wang, F.L. Swift, M. Li, A unified model for the analysis of FACTS devices in damping power system oscillations. II. Multi-machine power systems, *Power Delivery*, IEEE Transactions on ,Volume: 13 Issue: 4, Oct. 1998, 1355 -1362
- [173] A.A. Hashmani, Y. Wang and T.T. Lie, Enhancement of power system transient stability using a nonlinear coordinated excitation and TCPS controller, *Electric Power System Research*, 24, 2002, 201-214.
- [174] H. Chen, Y. Wang, and R. Zhou, Transient and voltage stability enhancement via coordinated excitation and UPFC control, *IEE Proceedings Generation Transmission and Distribution*, 2001, 201-208. .
- [175] H. Chen, Y. Wang, and R. Zhou, Transient stability enhancement via coordinated excitation and UPFC control, *Electric Power System Research*, 24, 2002, 19-29.
- [176] S.C. Lee, S. Moon, J.C. Seo and J.K. Park, Observer-based decentralized optimal controller design of PSS and TCSC for enhancement of power system dynamic stability, *Power Engineering Society Summer Meeting*, 2000, 1942 -1945
- [177] G. Li, T.T. Lie, G.B. Shrestha and K.L. Lo, Real-time coordinated optimal FACTS controllers, *Electric Power System Research*, 52, 1999, 273-286.
- [178] G. Li, T.T. Lie, G.B. Shrestha and K.L. Lo, Design and application of coordinated multiple FACTS controllers, *Generation Transmission and Distribution*, IEE Proceedings, Volume 147, No.2, 2000, 112-120.
- [179] G.N. Taranto, L.K. Shiau, H.Chow and H.A. Othmai, Robust decentralized design for multiple FACTS damping controllers, *Generation Transmission and Distribution*, IEE Proceedings, Volume 144, No.1, 1997, 61-67.
- [180] J.J. Sanchez-Gasca, Coordinated control of two FACTS devices for damping interarea oscillations, *Power Systems*, IEEE Transactions on ,Volume: 13 Issue: 2, 1998, 428 -434
- [181] P. Pourbeik, M.J. Gibbard, Simultaneous coordination of power system stabilizers and FACTS device stabilizers in a multi machine power system for enhancing dynamic performance, *IEEE Trans. Power Syst.*, 13(1998), 473 -479
- [182] W. Fang and H.W. Ngan, Enhancing small signal power system stability by coordinating unified power flow controller with power system stabilizer, *Electric Power System Research*, 65, 2003, 91-99.
- [183] J.M. Ramirez, R.J. Davalos and V.A Valenzuela, Coordination of FACTS based stabilizers for damping oscillations, *Power Engineering Review*, IEEE, 20 (2000) No. 12, 46 -49
- [184] L. X zhang, E.N. Lerch and D. Povh, Optimization and coordination of damping controls for improving system dynamic performance, *IEEE Trans. Power Syst.*, ,Volume: 16 Issue: 3, Aug. 2001, 473-480
- [185] S. Panda and N. P. Padhy, "APPLICATION OF GENETIC ALGORITHM FOR PSS AND FACTS-BASED CONTROLLER DESIGN," *International Journal of Computational Methods*, vol. 5, pp. 607-620, Dec 2008.
- [186] R. Pouffamazan, S. Vaez-Zadeh, H. Nourzadeh, and leee, "Power system MIMO identification for coordinated design of PSS and TCSC controller," *IEEE-Power-Engineering-Society General Meeting*, Tampa, FL, 2007, pp. 515-522.
- [187] S. Panda and R. Patel, "Damping power system oscillations by genetically optimised PSS and TCSC controller," *Int. J. Energy Technol. Policy*, vol. 5, pp. 457-474, 2007.
- [188] S. Khanmohammadi and O. Ghaderi, "Simultaneous coordinated tuning of fuzzy PSS and Fuzzy FACTS device stabilizer for damping power system oscillations in multi-

- machine power system," *IEEE International Conference on Fuzzy Systems*, London, 2007.
- [189] D. Z. Fang, S. Q. Yuan, Y. J. Wang, and T. S. Chung, "Coordinated parameter design of STATCOM stabiliser and PSS using MSSA algorithm," *IET Generation, Transmission and Distribution*, vol. 1, pp. 670-678, 2007.
- [190] Z. Zou, Q. Jiang, P. Zhang, and Y. Cao, "Application of multi-objective evolutionary algorithm in coordinated design of PSS and SVC controllers," in *Lecture Notes in Computer Science*, vol. 3801 LNAI Xi'an, 2005, pp. 1106-1111.
- [191] Eslami M., Shareef H., Mohamed A., Khajehzadeh M., Coordinated Design of PSS and SVC Damping Controller Using CPSO In: IEEE 5th International Power Engineering and Optimization Conference, Malaysia: 2011, pp. 6-11
- [192] L. J. Cai and I. Erlich, "Simultaneous coordinated tuning of PSS and FACTS damping controllers in large power systems," *IEEE Trans Power Syst*, vol. 20, pp. 294-300, 2005.
- [193] M. Najafi, A. Kazemi, and leee, "Coordination of PSS and FACTS damping controllers in large power systems for dynamic stability improvement," *International Conference on Power Systems Technology*, 2006, pp. 2518-2523.
- [194] D. Povh, "FACTS Controller in Deregulated Systems", *Power Systems Symposium, Rio de Janeiro, Brazil*, May 1998.
- [195] K. Matsuno, I. Iyoda, and Y. Oue, "An Experience of FACTS Development 1980s and 1990s", *IEEE PES Transmission and Distribution Conference and Exhibition*, 2002, pp. 1378-1381.
- [196] A. Edris, "FACTS Technology Development: an Update", *IEEE Power Engineering Review*, 20(3)(2000), pp. 4-9.
- [197] C. Schauder, M. Gerhardt, E. Stacey, T. Lemak, L. Gyugyi, T. W. Cease, and A. Edris, "Operation of ± 100 MVAR TVA STATCON", *IEEE Trans. PWRD*, 12(4)(1997), pp. 1805-1811.
- [198] C. Schauder, E. Stacey, M. Lund, L. Gyugyi, L. Kovalsky, A. Keri, A. S. Mehraban, and A. Edris, "AEP UPFC Project: Installation, Commissioning and Operation of the ± 160 MVA STATCOM (Phase I)", *IEEE Trans. Power Deliv.*, 13(4)(1998), pp. 1530-1535.
- [199] B. A. Renz, A. Keri, A. S. Mehraban, C. Schauder, E. Stacey, L. Kovalsky, L. Gyugyi, and A. Edris, "AEP Unified Power Flow Controller Performance", *IEEE Trans. Power Deliv.*, 14(4)(1999), pp. 1374-1381.
- [200] B. Fardanesh, A. Edris, B. Shperling, E. Uzunovic, S. Zelingher, L. Gyugyi, L. Kovalsky, S. Macdonald, and C. Schauder, "NYPA Convertible Static Compensator Validation of Controls and Steady State Characteristics", *CIGRE 14-103, France*, August 2002.
- [201] D. J. Hanson, C. Hotwill, B. D. Gemmell, and D. R. Monkhouse, "A STATCOM-Based Relocatable SVC Project in the UK for National Grid", *IEEE Power Engineering Society Winter Meeting*, 27-31 January 2002, vol. 1, pp. 532-537.
- [202] G. Reed, J. Paserba, T. Croasdailc, et al., "The VELCO STATCDM Based Transmission System Project", *IEEE Power Engineering Society Winter Meeting*, 28 January - 1 February Val. 3(2001), pp. 1109-1114.
- [203] G. Reed, J. Paserba, T. Croasdailc, et al., "SDG&E Talega STATCOM Project-System Analysis, Design and Configuration", *IEEE/PES Transmission and Distribution Conference and Exhibition, Asia Pacific*, 6-10 October 2002, Vol. 2, pp. 1393-1398.
- [204] Q. Yu, P. Li, W. Liu, and X. Xie, "Overview of STATCOM Technologies", *Proceedings of the 2004 IEEE International Conference on Electric Utility Deregulation, Restructuring and Power Technologies*, Vol. 2, pp. 647-652.
- [205] M. T. Bina, M. D. Eskandari, and M. Panahlou, "Design and Installation of a ± 250 kVAR D-STATCOM for a Distribution System", *Electr. Power Syst. Res.*, 73(2)(2005), pp. 383-391.
- [206] J. Paserba, "Recent Power Electronics/FACTS Installations to Improve Power System Dynamic Performance", *IEEE Power Engineering Society General Meeting*, 2007, pp. 1-4.
- [207] Y. Han, C. Chung, J. Choi, D. Kim, and J. Yoon, "10MVA STATCOM installation and commissioning," *International Conference on Power Electronics*, Daegu, 2008, pp. 542-547.
- [208] S. Shah and E. Orta, "Bayamon SVC project in Puerto Rico," in *2009 IEEE/PES Power Systems Conference and Exposition, PSCE 2009*, Seattle, WA, 2009.
- [209] D. Sullivan, R. Pape, J. Birsas, M. Riggle, M. Takeda, H. Teramoto, Y. Kono, K. Temma, S. Yasuda, K. Wofford, P. Attaway, and J. Lawson, "Managing fault-induced delayed voltage recovery in Metro Atlanta with the Barrow County SVC," in *2009 IEEE/PES Power Systems Conference and Exposition, PSCE 2009*, Seattle, WA, 2009.
- [210] Y. H. Liu, R. H. Zhang, J. Arrillaga, and N. R. Watson, "An Overview of Self-Commutating Converters and Their Application in Transmission and Distribution", *Transmission and Distribution Conference and Exhibition: Asia and Pacific, Dalian, China*, 2005, 1-7.
- [211] S. Bernet, "Recent Development of High Power Converters for Industry and Traction Applications", *IEEE Transactions on Power Electronics*, 15(6)(2000), 1102-1117.
- [212] P. K. Steimer, H. E. Gruning, J. Werninger, E. Carroll, S. Klaka, and S. Linder, "IGCT-A New Emerging Technology for High Power, Low Cost Inverters", *Proceedings of the IEEE 32nd Industrial Application Society Annual Meeting, IAS'97*, October 5-9, 1997, vol. 2, 1592-1599.
- [213] B. Zhang, A. Q. Huang, Y. Liu, and S. Atcity, "Performance of the New Generation Emitter Turn-Off (ETO) Thyristor", *Proceedings of the IEEE 37th Industrial Application Society Annual Meeting, IAS'02*, 2002, vol. 1, 559-563.
- [214] S. Sirisukprasert, Y. Liu, Z. Xu, B. Zhang, X. Zhou, J. Hawley, and A. Q. Huang, "Power Stage and Control Design for the ETO-Based Cascaded-Multilevel Converter for FACTS Applications", *Proceedings of the 4th International Power Electronics and Motion Control Conference, IPEMC 2004*, August 14-16, 2004, vol. 3, 1111-1117.
- [215] A. Q. Huang, B. Chen, K. Tewari, and Z. Du, "Modular ETO Voltage Source Converter Enables Low Cost FACTS Controller Applications", *Proceedings of the 2006 IEEE PES Power Systems Conference and Exposition*, 2006, 792-796.
- [216] G. Ning, S. He, Y. Wang, L. Yao, and Z. Wang, "Design of Distributed FACTS Controller and Considerations for Transient Characteristics", *International Power Electronics and Motion Control Conference*, 2006, 1-5.
- [217] D. Divan, and H. Johal, "Distributed FACTS—A New Concept for Realizing Grid Power Flow Control", *IEEE Trans. Power Electr.*, 22(6) (2007), 2253-2260.
- [218] E. Acha, C. R. Fuerte-Esquivel, and H. Ambriz-Perez, "Advanced SVC model for Newton-Raphson Load Flow and Newton Optimal Power Flow Studies", *IEEE Trans. PWRD*, 15(1)(2000), 129-136.
- [219] E. Acha, C. R. Fuerte-Esquivel, and H. Ambriz-Perez et al., *FACTS: Modeling and Simulation in Power Networks*, London, U.K.: Wiley, 2004.
- [220] D. J. Gotham and G. T. Heydt, "Power Flow Control and Power Flow Studies for Systems with FACTS Devices", *IEEE Trans. PWRD*, 13(1)(1998), 60-65.
- [221] L. Gyugyi, K. K. Sen, and C. D. Schauder, "The Interline Power Flow Controller Concept: a New Approach to Power Flow Management in Transmission Systems", *IEEE Trans. PWRD*, 14(3)(1999), 1115-1123.
- [222] T. S. Chung, D. Qifeng, Z. Bomina, "Optimal Active OPF with FACTS Devices by Innovative Load-Equivalent Approach", *IEEE Power Eng. Rev.*, 20(5)(2000), 63-66.
- [223] Ying Xiao, Y. H. Song, and Y. Z. Sun, "Power Flow Control Approach to Power Systems With Embedded FACTS Devices", *IEEE Trans. PWRD*, 17(4)(2002), 943-950.
- [224] T. S. Chung and Y. Z. Li, "A Hybrid GA Approach for OPF with Consideration of FACTS Devices", *IEEE Power Eng. Rev.*, 21(2)(2001), 47-50.
- [225] W. Shao and V. Vittal, "LP-Based OPF for Corrective FACTS Control to Relieve Overloads and Voltage Violations", *IEEE Trans. PWRD*, 21(4) (2006), 1832-1839.
- [226] Y. Yang and M. Kazerani, "Power Flow Control Schemes for Series-Connected FACTS Controllers," *Electr. Power Syst. Res.*, 76(2006), 824-831.

Authors: Mahdiyeh Eslami, Dr. Hussain Shareef and Prof. Dr. Azah Mohamed. Department of Electrical, Electronic and Systems Engineering, National University of Malaysia, 43600 Bangi, Selangor, Malaysia.
 Mohammad Khajehzadeh, Department of Civil Engineering, Science and Research Branch, Islamic Azad University (SRBIAU), Hesarak, Tehran, I.R. Iran, Email: mohammad.khajehzadeh@gmail.com

Corresponding author: Mahdiyeh Eslami, E-mail: mahdiyeh_eslami@yahoo.com;